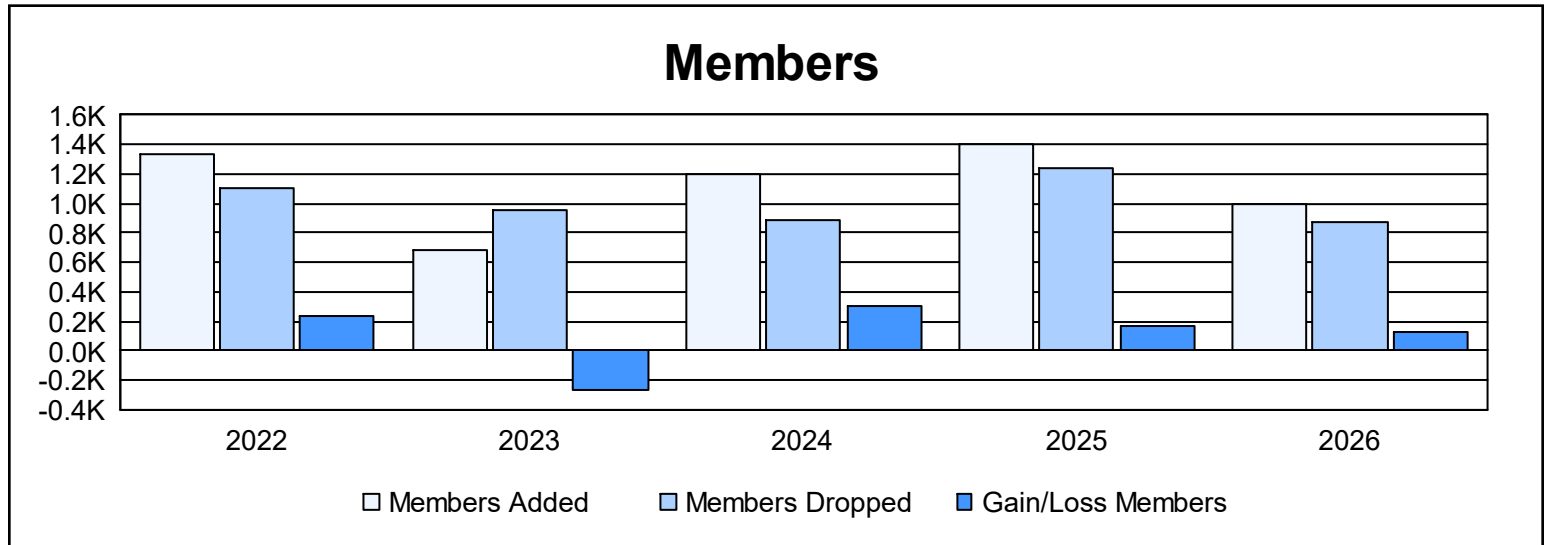
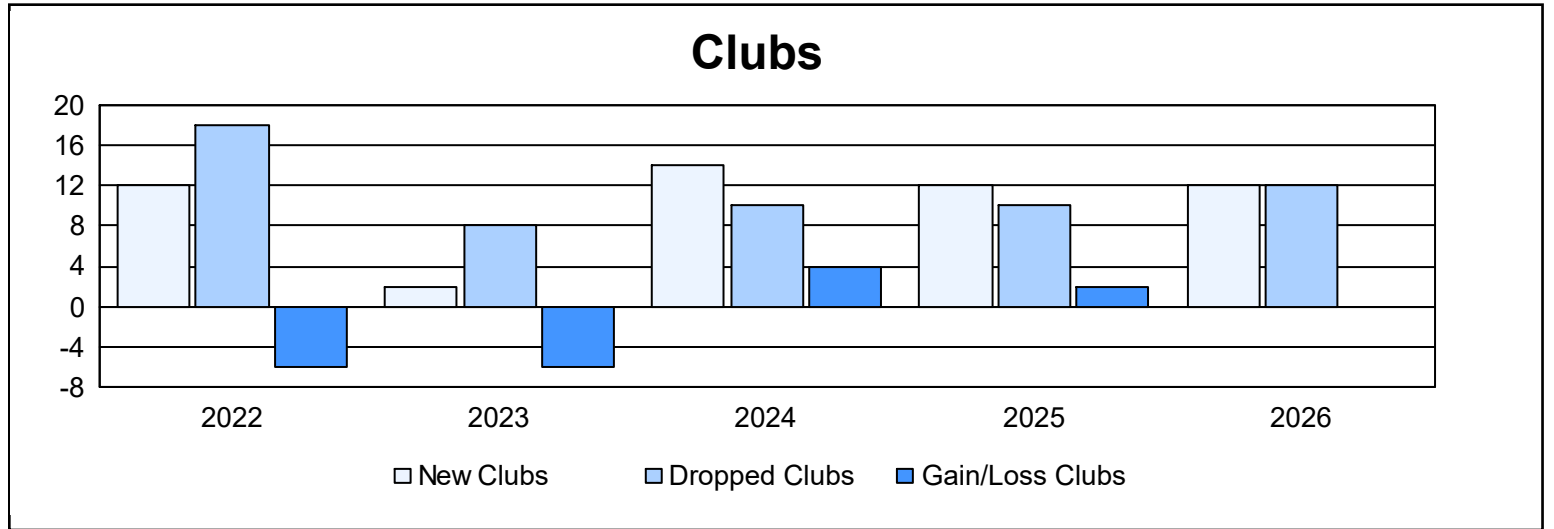
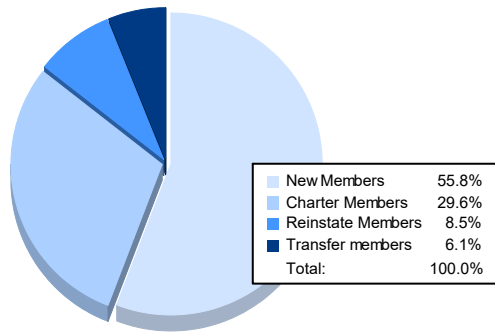


| Year | New Clubs | Dropped Clubs | Gain/ Loss Clubs | New Members | Charter Members | Reinstate Members | Transfer Members | Total Member Added | Total Members Dropped | Gain/ Loss Members |
|----------------|-----------|---------------|------------------|-------------|-----------------|-------------------|------------------|--------------------|-----------------------|--------------------|
| 2021-2022 | 12 | 18 | -6 | 842 | 364 | 40 | 91 | 1,337 | 1,101 | 236 |
| 2022-2023 | 2 | 8 | -6 | 485 | 103 | 41 | 50 | 679 | 952 | -273 |
| 2023-2024 | 14 | 10 | 4 | 732 | 373 | 23 | 66 | 1,194 | 887 | 307 |
| 2024-2025 | 12 | 10 | 2 | 879 | 371 | 88 | 68 | 1,406 | 1,245 | 161 |
| 2025-2026 | 12 | 12 | 0 | 552 | 293 | 84 | 60 | 989 | 868 | 121 |
| Average | 10 | 12 | -1 | 698 | 301 | 55 | 67 | 1,121 | 1,011 | 110 |



Membership Composition May 2026 Cumulative



Gender Composition May 2026 Cumulative

